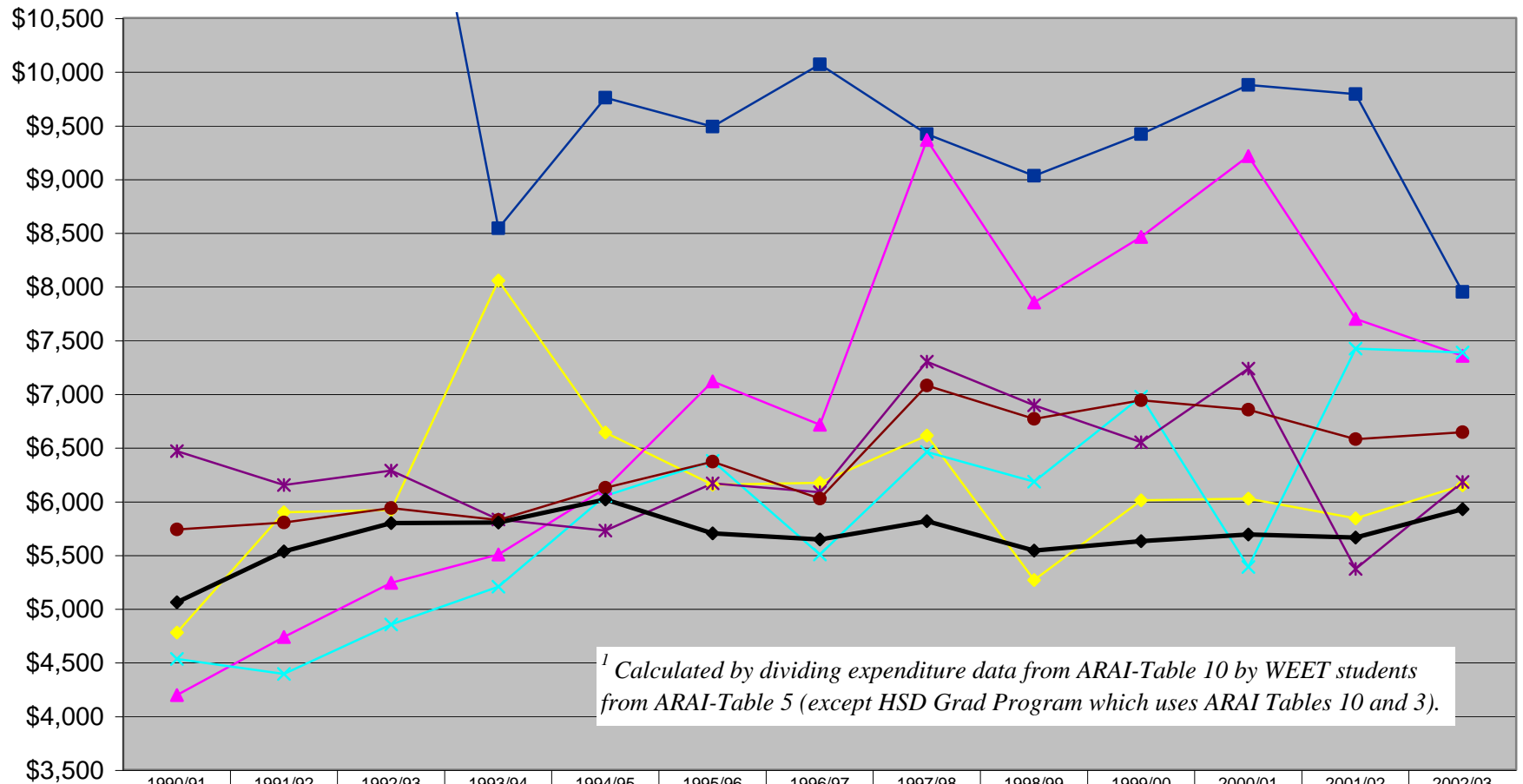


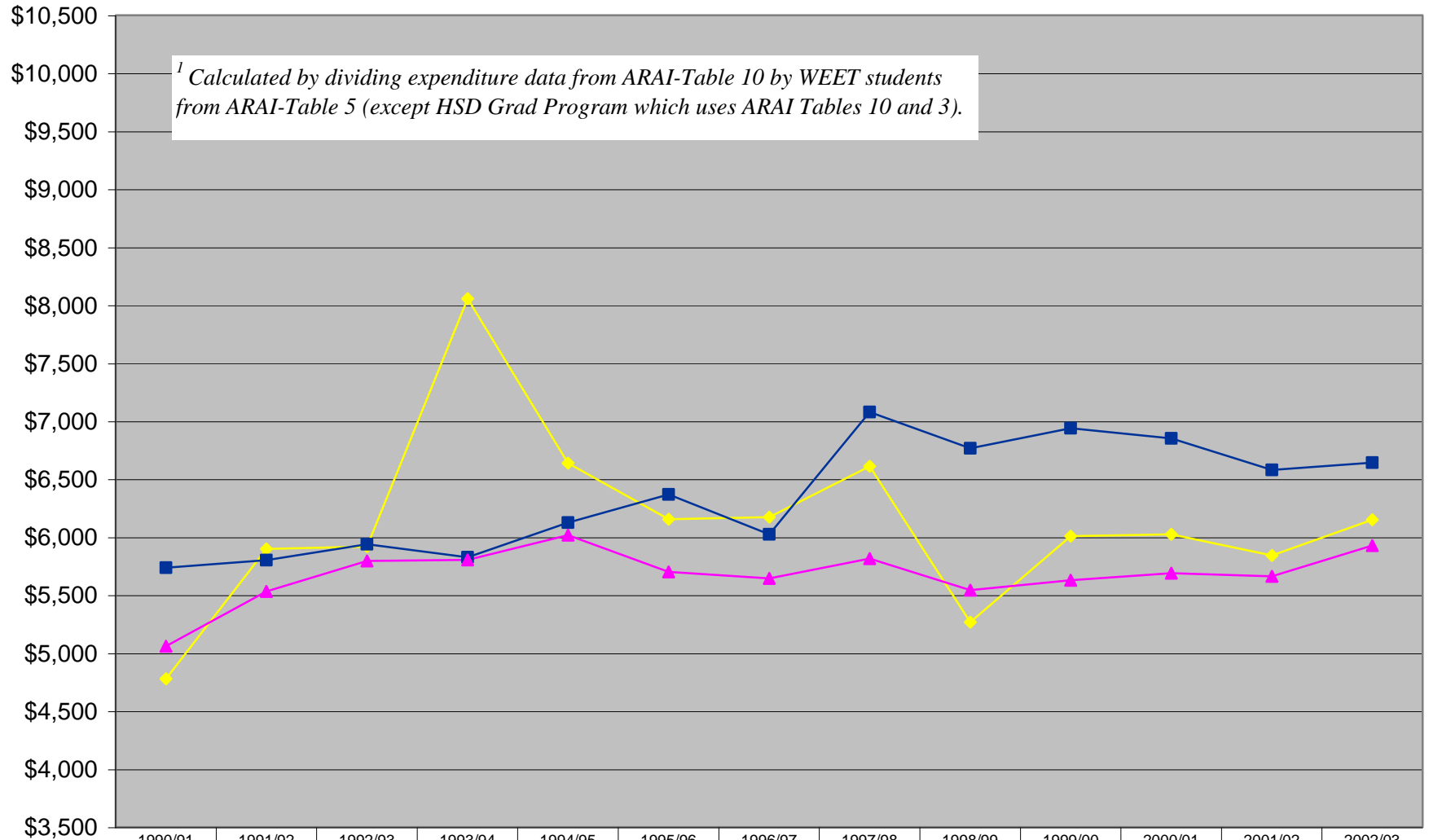
# Total Academic Expenditures per Annualized WEET Students<sup>1</sup>



<sup>1</sup> Calculated by dividing expenditure data from ARAI-Table 10 by WEET students from ARAI-Table 5 (except HSD Grad Program which uses ARAI Tables 10 and 3).

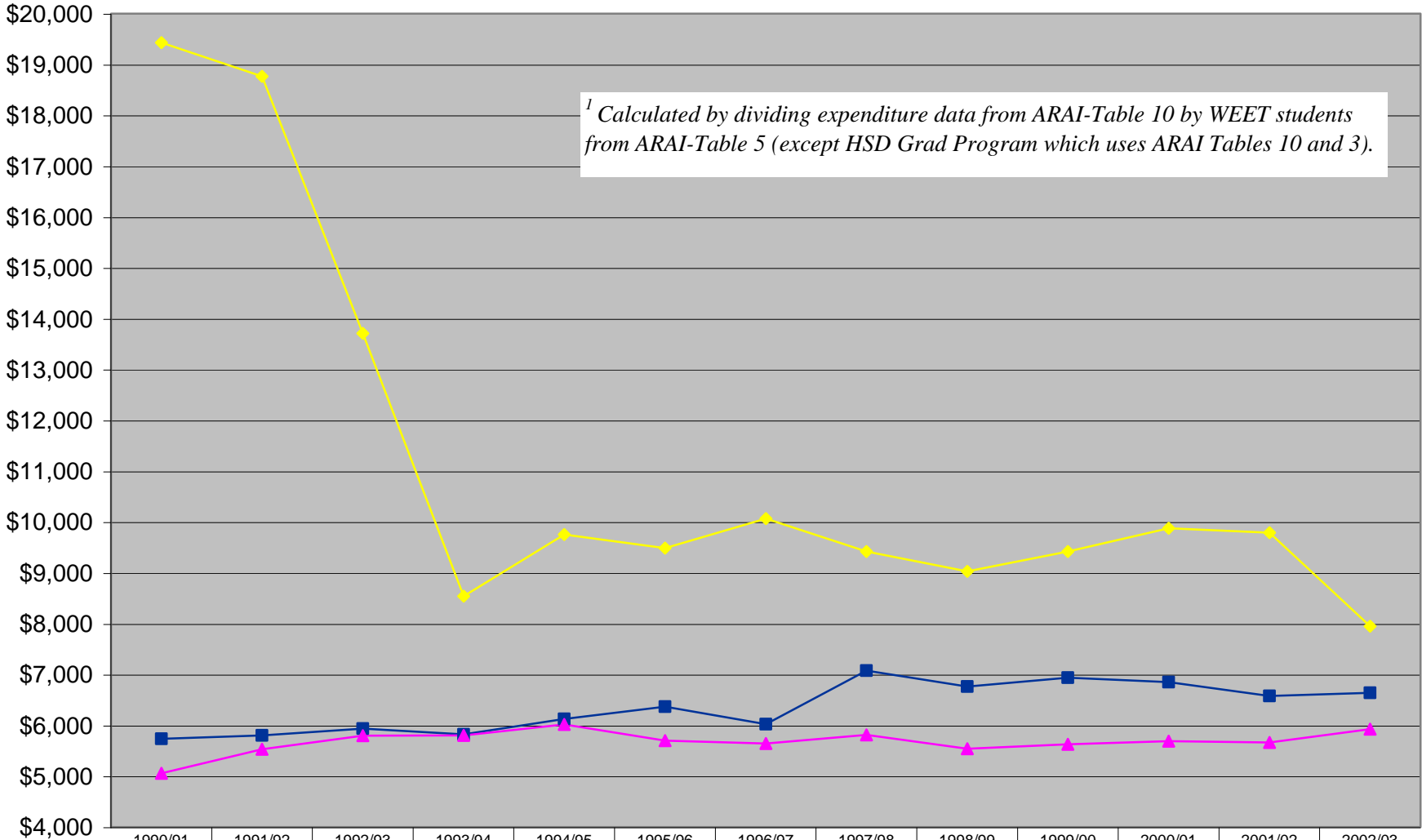
	1990/91	1991/92	1992/93	1993/94	1994/95	1995/96	1996/97	1997/98	1998/99	1999/00	2000/01	2001/02	2002/03
Child and Youth Care	\$4,779	\$5,899	\$5,918	\$8,056	\$6,639	\$6,155	\$6,173	\$6,612	\$5,267	\$6,009	\$6,024	\$5,842	\$6,150
Health Information Sciences	\$19,432	\$18,766	\$13,711	\$8,543	\$9,757	\$9,487	\$10,068	\$9,419	\$9,030	\$9,418	\$9,876	\$9,792	\$7,949
Nursing	\$4,196	\$4,737	\$5,242	\$5,506	\$6,119	\$7,116	\$6,713	\$9,364	\$7,850	\$8,461	\$9,214	\$7,699	\$7,355
Public Administration	\$4,533	\$4,393	\$4,853	\$5,206	\$6,051	\$6,376	\$5,505	\$6,459	\$6,184	\$6,974	\$5,389	\$7,421	\$7,386
Social Work	\$6,468	\$6,152	\$6,285	\$5,832	\$5,726	\$6,167	\$6,085	\$7,300	\$6,895	\$6,549	\$7,234	\$5,370	\$6,181
Faculty of Human & Social Dev.	\$5,737	\$5,802	\$5,938	\$5,826	\$6,127	\$6,369	\$6,025	\$7,079	\$6,767	\$6,940	\$6,852	\$6,579	\$6,642
University	\$5,061	\$5,532	\$5,796	\$5,803	\$6,017	\$5,701	\$5,644	\$5,816	\$5,542	\$5,630	\$5,690	\$5,663	\$5,928

# Total Academic Expenditures per Annualized WEET Students<sup>1</sup>



	1990/91	1991/92	1992/93	1993/94	1994/95	1995/96	1996/97	1997/98	1998/99	1999/00	2000/01	2001/02	2002/03
Child and Youth Care	\$4,779	\$5,899	\$5,918	\$8,056	\$6,639	\$6,155	\$6,173	\$6,612	\$5,267	\$6,009	\$6,024	\$5,842	\$6,150
Faculty of Human & Social Dev.	\$5,737	\$5,802	\$5,938	\$5,826	\$6,127	\$6,369	\$6,025	\$7,079	\$6,767	\$6,940	\$6,852	\$6,579	\$6,642
University	\$5,061	\$5,532	\$5,796	\$5,803	\$6,017	\$5,701	\$5,644	\$5,816	\$5,542	\$5,630	\$5,690	\$5,663	\$5,928

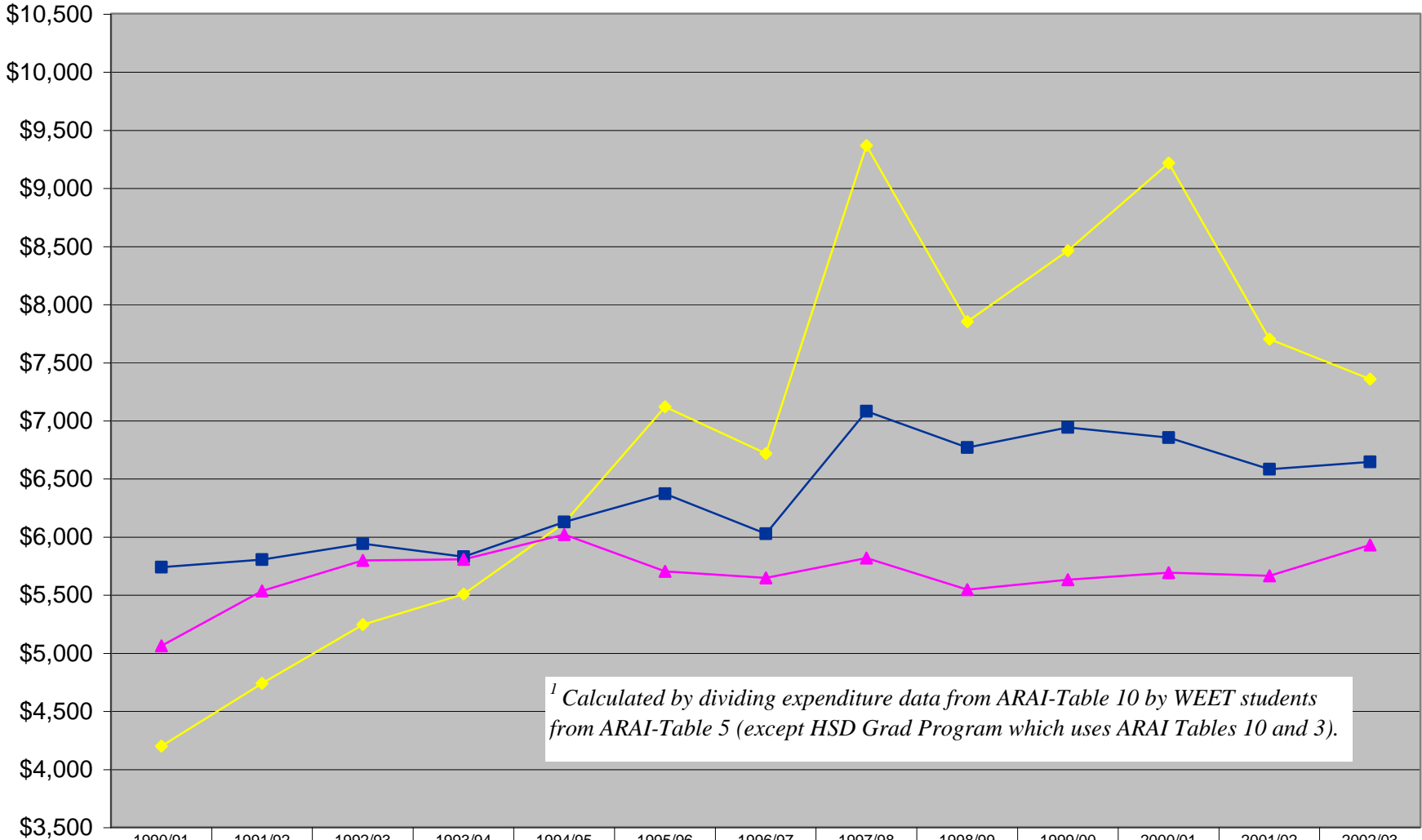
# Total Academic Expenditures per Annualized WEET Students<sup>1</sup>



	1990/91	1991/92	1992/93	1993/94	1994/95	1995/96	1996/97	1997/98	1998/99	1999/00	2000/01	2001/02	2002/03
Health Information Sciences	\$19,432	\$18,766	\$13,711	\$8,543	\$9,757	\$9,487	\$10,068	\$9,419	\$9,030	\$9,418	\$9,876	\$9,792	\$7,949
Faculty of Human & Social Dev.	\$5,737	\$5,802	\$5,938	\$5,826	\$6,127	\$6,369	\$6,025	\$7,079	\$6,767	\$6,940	\$6,852	\$6,579	\$6,642
University	\$5,061	\$5,532	\$5,796	\$5,803	\$6,017	\$5,701	\$5,644	\$5,816	\$5,542	\$5,630	\$5,690	\$5,663	\$5,928

Source: ARAI Table 11  
University of Victoria

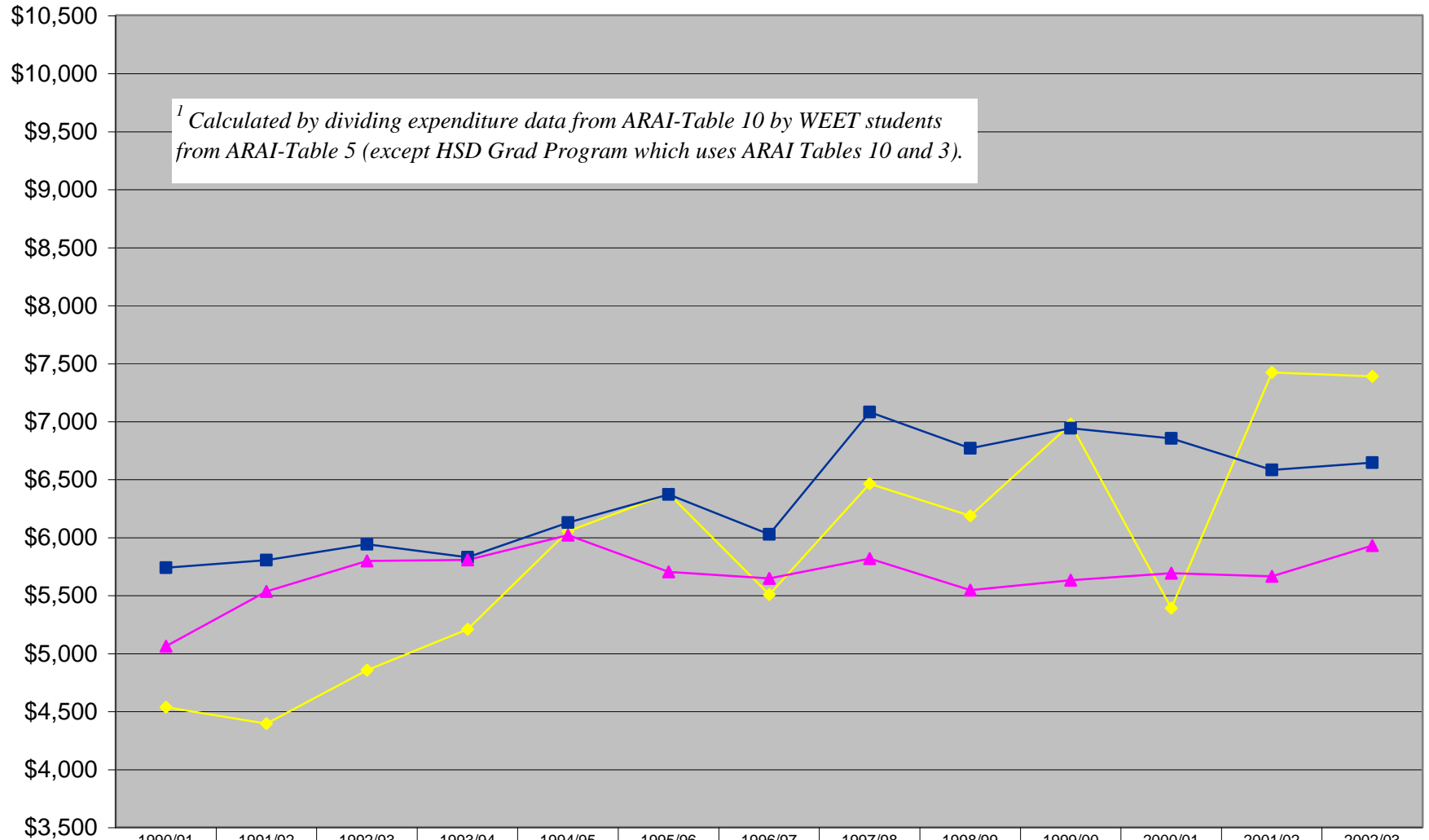
# Total Academic Expenditures per Annualized WEET Students<sup>1</sup>



<sup>1</sup> Calculated by dividing expenditure data from ARAI-Table 10 by WEET students from ARAI-Table 5 (except HSD Grad Program which uses ARAI Tables 10 and 3).

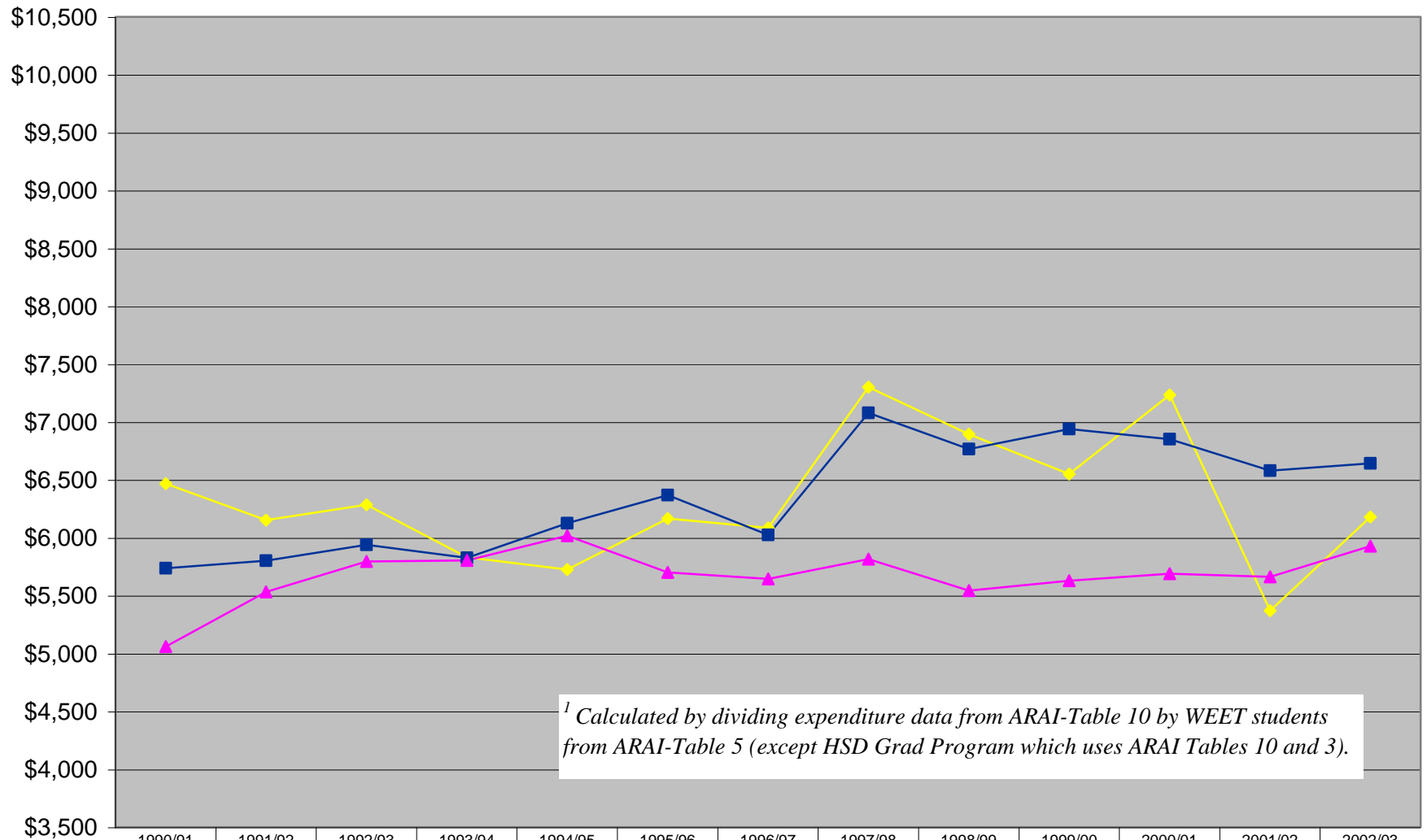
◆ Nursing  
■ Faculty of Human & Social Dev.  
▲ University

# Total Academic Expenditures per Annualized WEET Students<sup>1</sup>



	1990/91	1991/92	1992/93	1993/94	1994/95	1995/96	1996/97	1997/98	1998/99	1999/00	2000/01	2001/02	2002/03
Public Administration	\$4,533	\$4,393	\$4,853	\$5,206	\$6,051	\$6,376	\$5,505	\$6,459	\$6,184	\$6,974	\$5,389	\$7,421	\$7,386
Faculty of Human & Social Dev.	\$5,737	\$5,802	\$5,938	\$5,826	\$6,127	\$6,369	\$6,025	\$7,079	\$6,767	\$6,940	\$6,852	\$6,579	\$6,642
University	\$5,061	\$5,532	\$5,796	\$5,803	\$6,017	\$5,701	\$5,644	\$5,816	\$5,542	\$5,630	\$5,690	\$5,663	\$5,928

# Total Academic Expenditures per Annualized WEET Students<sup>1</sup>



<sup>1</sup> Calculated by dividing expenditure data from ARAI-Table 10 by WEET students from ARAI-Table 5 (except HSD Grad Program which uses ARAI Tables 10 and 3).

◆ Social Work	1990/91	1991/92	1992/93	1993/94	1994/95	1995/96	1996/97	1997/98	1998/99	1999/00	2000/01	2001/02	2002/03
■ Faculty of Human & Social Dev.	\$5,737	\$5,802	\$5,938	\$5,826	\$6,127	\$6,369	\$6,025	\$7,079	\$6,767	\$6,940	\$6,852	\$6,579	\$6,642
▲ University	\$5,061	\$5,532	\$5,796	\$5,803	\$6,017	\$5,701	\$5,644	\$5,816	\$5,542	\$5,630	\$5,690	\$5,663	\$5,928